


**NATIONAL NUTRITION COUNCIL
STATEMENT OF FINANCIAL POSITION
AS AT SEPTEMBER 30, 2020**

	<u>2019</u>
ASSETS	
Current Assets	
Cash and Cash Equivalents	P 592,930,441.13
Receivables	345,980,309.20
Inventories	46,872,459.12
Other Current Assets	26,581,409.97
Total Current Assets	<u>1,012,364,619.42</u>
Non-Current Assets	
Property, Plant and Equipment	9,838,813.19
Total Non-Current Assets	<u>9,838,813.19</u>
Total Assets	P <u>1,022,203,432.61</u>
LIABILITIES	
Current Liabilities	
Financial Liabilities	P 2,552,689.72
Inter-Agency Payables	43,910,362.86
Trust Liabilities	1,629,702.01
Other Payables	21,372,463.11
Total Current Liabilities	<u>69,465,217.70</u>
Total Liabilities	<u>69,465,217.70</u>
Total Assets less Total Liabilities	P <u>952,738,214.91</u>
NET ASSETS/EQUITY	
Accumulated Surplus/(Deficit)	816,475,132.79
Surplus/(Deficit) for the period	136,263,082.12
Total Net Assets/Equity	<u>952,738,214.91</u>

Certified Correct:

Vilma G. Quiambao
Vilma G. Quiambao
Accountant III *3/19/21*




NATIONAL NUTRITION COUNCIL
DETAILED STATEMENT OF FINANCIAL POSITION
(ALL FUNDS)
AS OF SEPTEMBER 30, 2020

2020**ASSETS****Current Assets**

Cash and Cash Equivalents	P	592,930,441.13
Petty Cash		992,359.27
Cash in Bank - Local Currency, Current Account		535,020,892.66
Cash - Treasury/Agency Deposit, Regular		3,081,117.08
Cash - Treasury/Agency Deposit, Trust		-
Cash - Modified Disbursement System (MDS), Regular		53,836,072.12
Receivables	P	345,980,309.20
Due from National Government Agencies		47,802,137.84
Due from Local Government Units		297,017,787.53
Receivables - Disallowances/Charges		973,227.78
Other Receivables		187,156.05
Inventories	P	46,872,459.12
Other Supplies and Materials for Distribution		43,776,677.42
Office Supplies Inventory		2,836,866.94
Other Supplies and Materials Inventory		118,436.50
Semi-Expendable Machinery & Equipment-Office Equipment		21,480.01
Semi-Expendable Machinery & Equip.-Information & Communication Technology Equip.		8,950.00
Semi-Expendable Machinery & Equipment-Communication Equipment		-
Semi-Expendable Furniture and Fixtures		110,048.25
Other Current Assets	P	26,581,409.97
Advances for Operating Expenses		-
Advances to Special Disbursing Officers		19,052,635.81
Advances to Officers and Employees		5,031,918.37
Advances to Contractors		185,508.12
Prepaid Rent		835,588.00
Prepaid Insurance		146,106.56
Other Prepayments		23,130.00
Deposit on Letter of Credits		-
Guaranty Deposits		287,600.00
Other Assets		1,018,923.11

Total Current Assets**P 1,012,364,619.42****Non-Current Assets**

Property, Plant and Equipment	P	9,838,813.19
Machinery and Equipment		6,189,007.08



Office Equipment	12,923,563.83
<i>Accumulated Depreciation - Office Equipment</i>	<u>(11,935,791.31)</u>
<i>Net Value</i>	<u>987,772.52</u>
Information and Communication Technology Equipment	22,367,085.77
<i>Accumulated Depreciation - Information and Communication Technology Equipment</i>	<u>(18,243,603.32)</u>
<i>Net Value</i>	<u>4,123,482.45</u>
Communication Equipment	1,814,926.82
<i>Accumulated Depreciation - Communication Equipment</i>	<u>(737,174.71)</u>
<i>Net Value</i>	<u>1,077,752.11</u>
Transportation Equipment	2,042,672.79
Motor Vehicles	21,771,121.73
<i>Accumulated Depreciation - Motor Vehicles</i>	<u>(19,728,448.94)</u>
<i>Net Value</i>	<u>2,042,672.79</u>
Furniture, Fixtures and Books	1,305,396.61
Furniture and Fixtures	4,307,612.23
<i>Accumulated Depreciation - Furniture and Fixtures</i>	<u>(3,002,215.62)</u>
<i>Net Value</i>	<u>1,305,396.61</u>
Other Property, Plant and Equipment	301,736.71
Other Property, Plant and Equipment	1,075,503.04
<i>Accumulated Depreciation - Other Property, Plant and Equipment</i>	<u>(773,766.33)</u>
<i>Net Value</i>	<u>301,736.71</u>
Total Non-Current Assets	P <u>9,838,813.19</u>
Total Assets	P <u>1,022,203,432.61</u>

LIABILITIES

Current Liabilities

Financial Liabilities	P <u>2,552,689.72</u>
Accounts Payable	1,570,893.00
Due to Officers and Employees	981,796.72
Inter-Agency Payables	P <u>43,910,362.86</u>
Due to BIR	5,788,810.92
Due to GSIS	1,145,909.47
Due to Pag-IBIG	68,108.98
Due to PhilHealth	40,343.52
Due to NGAs	36,003,303.57
Due to GOCCs	863,886.40
Trust Liabilities	P <u>1,629,702.01</u>
Bail Bonds Payable	1,554,702.01
Guaranty/Security Deposits Payable	75,000.00

Other Payables	P	<u>21,372,463.11</u>
Total Current Liabilities	P	<u>69,465,217.70</u>
Total Liabilities	P	<u>69,465,217.70</u>
Total Assets less Total Liabilities	P	<u><u>952,738,214.91</u></u>

NET ASSETS/EQUITY

Accumulated Surplus/(Deficit)	P	816,475,132.79
Surplus/(Deficit) for the period		<u>136,263,082.12</u>
Total Net Assets/Equity	P	<u><u>952,738,214.91</u></u>

Certified Correct:



Vilma G. Quiambao

Accountant III 3/18/20

**NATIONAL NUTRITION COUNCIL
STATEMENT OF FINANCIAL PERFORMANCE
FOR THE QUARTER ENDED SEPTEMBER 30, 2020**

	<u>2019</u>
Revenue	
Service and Business Income	P 96,047.70
Total Revenue	<u>96,047.70</u>
Less: Current Operating Expenses	
Personnel Services	56,937,909.85
Maintenance and Other Operating Expenses	70,200,799.24
Financial Expenses	-
Non-Cash Expenses	-
Total Current Operating Expenses	<u>127,138,709.09</u>
Surplus/(Deficit) from Current Operations	<u>(127,042,661.39)</u>
Net Financial Assistance/Subsidy	263,283,593.51
Gains	22,150.00
TOTAL INCOME	<u>263,305,743.51</u>
SURPLUS (DEFICIT) FOR THE PERIOD	<u>P 136,263,082.12</u>


Certified Correct:

Vilma G. Quiambao
Vilma G. Quiambao
Accountant III 3/18/21



NATIONAL NUTRITION COUNCIL
DETAILED STATEMENT OF FINANCIAL PERFORMANCE
(ALL FUNDS)
FOR THE QUARTER ENDED 30 SEPTEMBER 2020

	<u>2020</u>
REVENUE	<u>96,047.70</u>
Service and Business Income	
<i>Service Income</i>	
Fines and Penalties - Service Income	<u>95,202.44</u>
Total Service Income	<u>95,202.44</u>
<i>Business Income</i>	
Interest Income	<u>845.26</u>
Total Business Income	<u>845.26</u>
 LESS: CURRENT OPERATING EXPENSES	
Personnel Services	
Salaries and Wages	
Salaries and Wages - Regular-Civilian	<u>36,455,089.16</u>
Total Salaries and Wages	<u>36,455,089.16</u>
Other Compensation	
Personnel Economic Relief Allowance (PERA)	1,575,909.07
Representation Allowance	998,750.00
Transportation Allowance	221,268.25
Clothing/Uniform Allowance	540,000.00
Subsistence Allowance	760,649.99
Laundry Allowance	117,245.44
Hazard Pay	6,238,331.02
Longevity Pay	1,539,531.64
Year End Bonus-Civilian	19,138.00
Mid-Year Bonus	<u>3,827,703.00</u>
Total Other Compensation	<u>15,838,526.41</u>
Personnel Benefit Contributions	
Retirement and Life Insurance Premiums	1,482,531.73
Pag-IBIG Contributions-Civilian	94,300.00
PhilHealth Contributions-Civilian	416,912.32
Employees Compensation Insurance Premiums-Civilian	<u>67,300.00</u>
Total Personnel Benefit Contributions	<u>2,061,044.05</u>
Other Personnel Benefits	
Other Personnel Benefits	<u>2,583,250.23</u>
Total Other Personnel Benefits	<u>2,583,250.23</u>



Total Personnel Services	56,937,909.85
Maintenance and Other Operating Expenses	
Traveling Expenses	
Traveling Expenses - Local	14,587,685.87
Traveling Expenses - Foreign	-
Total Traveling Expenses	14,587,685.87
Training and Scholarship Expenses	
Training Expenses	507,200.00
Total Training and Scholarship Expenses	507,200.00
Supplies and Materials Expenses	
Office Supplies Expenses	146,668.60
Accountable Forms Expenses	1,600.00
Fuel, Oil and Lubricants Expenses	245,786.92
Semi-Expendable Expenses	36,000.00
Other Supplies and Materials Expenses	9,179,675.43
Total Supplies and Materials Expenses	9,609,730.95
Utility Expenses	
Water Expenses	115,051.81
Electricity Expenses	1,108,786.58
Total Utility Expenses	1,223,838.39
Communication Expenses	
Postage and Courier Services	23,750.78
Telephone Expenses	984,362.06
Internet Subscription Expenses	59,464.52
Total Communication Expenses	1,067,577.36
Awards/Rewards and Prizes	
Awards/Rewards Expenses	-
Total Awards/Rewards and Prizes	-
Confidential, Intelligence and Extraordinary and Miscellaneous Expenses	
Extraordinary and Miscellaneous Expenses	90,400.00
Total Confidential, Intelligence and Extraordinary & Miscellaneous Exp.	90,400.00
Professional Services	
Consultancy Services	5,812,758.80
Other Professional Services	27,112,835.62
Total Professional Services	32,925,594.42
General Services	
Janitorial Services	1,492,489.18
Security Services	1,930,841.14

Total General Services	<u>3,423,330.32</u>
Repairs and Maintenance	
Repairs and Maintenance - Machinery and Equipment	268,400.00
Repairs and Maintenance - Transportation Equipment	<u>150,371.57</u>
Total Repairs and Maintenance	<u>418,771.57</u>
Taxes, Insurance Premiums and Other Fees	
Fidelity Bond Premiums	102,375.00
Insurance Expenses	<u>28,814.13</u>
Total Taxes, Insurance Premiums and Other Fees	<u>131,189.13</u>
Other Maintenance and Operating Expenses	
Advertising Expenses	1,155,457.00
Representation Expenses	627,765.95
Rent/Lease Expenses	2,804,304.64
Subscription Expenses	7,252.00
Other Maintenance and Operating Expenses	<u>1,620,701.64</u>
Total Other Maintenance and Operating Expenses	<u>6,215,481.23</u>
Total Maintenance and Other Operating Expenses	<u>70,200,799.24</u>
Financial Expenses	
Bank Charges	-
Total Financial Expenses	<u>-</u>
Total Financial Expenses	<u>-</u>
Non-Cash Expenses	
Depreciation	
Depreciation - Machinery and Equipment	-
Depreciation - Transportation Equipment	-
Depreciation - Furniture, Fixtures and Books	-
Depreciation - Other Property, Plant and Equipment	<u>-</u>
Total Depreciation	<u>-</u>
Total Non-Cash Expenses	<u>-</u>
TOTAL CURRENT OPERATING EXPENSES	<u>127,138,709.09</u>
SURPLUS (DEFICIT) FROM CURRENT OPERATIONS	<u>(127,042,661.39)</u>
Financial Assistance/Subsidy from NGAs, LGUs, GOCCs	
Subsidy from National Government	263,283,593.51
Net Financial Assistance/Subsidy from NGAs, LGUs, GOCCs	<u>263,283,593.51</u>

Other Non-Operating Income

Gains

Other Gains

20,000.00

Sale of Unserviceable Property

2,150.00

Total Gains

22,150.00

Total Financial Assistance/Subsidy from NGAs, LGUs, GOCCs

263,305,743.51

SURPLUS (DEFICIT) FOR THE PERIOD

136,263,082.12

Certified Correct:



Vilma G. Quiambao

Accountant III

3/18/21

NATIONAL NUTRITION COUNCIL
STATEMENT OF CHANGES IN NET ASSETS/EQUITY
FOR THE QUARTER ENDED SEPTEMBER 30, 2020

	Accumulated Surplus/(Deficit)
	<u>2020</u>
Balance at January 1	863,654,252.98
Add/(Deduct):	
Other Adjustments	89,083,961.93
Restated Balance	<u>952,738,214.91</u>
 Add/(Deduct):	
Changes in Net Assets/Equity for the calendar year	
Surplus/(Deficit) for the period	<u>136,263,082.12</u>
 Balance at March 31	<u><u>816,475,132.79</u></u>

Certified Correct:

Vilma G. Quiambao
Vilma G. Quiambao
Accountant III 3/18/21

